

URECO GTC

100% SOLID EPOXY AND METALLIC TOP COAT
ULTRA GLOSS FINISH
TDSGTCEN.V03

BEYOND FLOORS...

PRODUCT DESCRIPTION

URECO GTC is a 100% solid, pigmented or clear two components epoxy coating system. URECO GTC is also solvent free and self-priming. The application of two coats is recommended. URECO GTC is offered in different antislip texture (sold separately), smooth or with vinyl chips.

BENEFITS

- Odorless
- Easy application
- Durable, impermeable, seamless and esthetic
- Superior Adhesion
- Good chemical and mechanical resistance
- Does not support growth of bacteria and fungus
- Easily cleaned, maintained and a more sanitary work environment
- Meets Canadian Food Inspection Agency and USDA standards

ADDITIONNAL FEATURES – METALLIC VERSION

- Craft and decorative floor
- Completely customizable
- Multidimensional color shades
- Clouded and marbled effect

COLORS

SOLID COLORS

Clear, White, Very Light Gray, Light Gray, Steel Gray, Telegray, Agate Gray, Azure, Deep Blue, Lime Green, Pine Green, Desert Tan, Tile Red, Black, Safety Yellow and Safety Red

METALLIC COLORS

Pearl, Platinum, Silver Gray, Charcoal, Flame, Copper, Bronze, Chocolate, True Blue, Ocean Blue, Purple, Green Apple, Orange, Red, Lagoon, Maple Gold

TYPICAL USES

- Pharmaceutical
- Industrial
- Automotive Service Bays
- Institutional Buildings
- Commercial Buildings
- Hospital
- Residential
- Aerospace
- Plant Vehicle Aisles
- Showrooms, shops, dealerships
- Bars, banquet hall
- Hotels, lobbies, kitchens and restaurants
- Shopping centers, retail stores
- Spa, solariums, salons
- Casinos
- Airports, railway stations

TECHNICAL INFORMATION




Solid Colors	16 colors
Metallic Colors	15 colors
Cure Time @ 21°C	
Recoat	8-12 hours
Foot traffic	12-24 hours
Light wheel traffic	24 hours
Full service	48 hours
Full cure	7 days
Mix Ratio (by volume)	2 component kit 2 Part A (resin) 1 Part B (hardener)
Coverage	
Clear and colored	1 st coat: 8-10 mils (150-200 sqft/gal) 2 nd coat: 10-12 (135-160 sqft/gal)
Metallic	1 st coat: 8-10 mils (150-200 sqft/gal) 2 st coat: 32 mils (50 sqft/gal)
Pot Life @ 25°C	25-30 minutes
Solid by weight	100
VOC Content	< 30g/L
Toxicity	Non-toxic Low odor No ventilation required

PHYSICAL PROPERTY	TEST METHOD	RESULT
Adhesion to concrete CS17 / 1000 Cycles / 1000g		> 300 psi (substrate failure)
Bond Strength		
Coefficient of Friction	ASTM D-2047	0.9
Standard Slip Resistant		0.7
Smooth		
Flexural Strength	ASTM D-638	5 500psi
Hardness (Shore D)	ASTM D-2240	70-80
Impact resistance @ 125mils	MIL D-3134	Pass
Tensile Strength	ASTM D-638	1000-1500, psi
Water Absorption	ASTM D-570	0.30%
- Pot life is shorter at higher temperature. - Before using any URECO product, be sure the Safety Data Sheet (SDS) is read and understood.		

POWERBLAST CANADA

379 rue de l'Aigle, Saint-Eustache, Quebec, Canada, J7R 0M9
1-866-975-1133
www.powerblastcanada.com

LIKE & FOLLOW US ON SOCIAL MEDIA!

-  Facebook.com/powerblastcanada
-  LinkedIn/powerblastcanada
-  Instagram.com/urecoflooring

URECO GTC

100% SOLID EPOXY AND METALLIC TOP COAT
ULTRA GLOSS FINISH
TDSGTCEN.V03

BEYOND FLOORS...

PACKAGING

URECO GTC is available in 3 gallons / kit or 15 gallons / kit (pails). All kits containing 2 part A of resin and 1 part B hardener. The metallic powder pigment is available in 4 oz containing.

SURFACE PREPARATION

Surface preparation is required. Substrate must be profiled, dry, clean, oil free, and sound. Use Ureco Degreaser to remove all contaminants (oils, greases and others). Remove any dust, laitance, dirt, curing agent impregnations, wax, foreign matter, coatings and others from the surface by an appropriate mechanical to achieve a profile equivalent to ICRI CSP 2-3 with Blastrac and/or diamond grinder with dust free collector. Need proper bonding to the substrate. Call the Technical Department for preparation recommendation.

PRIMING

Self-primer

MIXING

CLEAR AND COLORED VERSION

Pre-mix each component separately. Empty 1 part of component B with two parts component A, (mixing ratio 2 for 1) into an appropriate mixing container. Mix the combined components for at least 2-3 minutes using a low-speed drill (300-450 rpm) to minimize entrapping air in the system. When completely mixed, the product should be uniform in color and consistency.

METALLIC VERSION

Pre-mix each component separately. Empty 1 part of component B with two parts component A, (mixing ratio 2 for 1) into an appropriate mixing container. Mix the combined components for at least 2-3 minutes using a low-speed drill (300-450 rpm) to minimize entrapping air in the system. Then add 4 oz of metallic powder pigment and mix for 1 minute with a low-speed drill (150-200 rpm).

APPLICATION

CLEAR AND COLORED VERSION

URECO GTC is applied with a flat squeegee and then back roll with a 10mm lint free or microfiber roller to obtain a uniform coating.

METALLIC VERSION

URECO GTC metallic version is applied in two (2) steps.

- 1.- Apply one coat of Ureco GTC (solid color). The epoxy should be dry to the touch (8-12 hours) before applying the Ureco GTC.
- 2.- URECO GTC is applied by using a squeegee.

NOTE: Do not exceed 24 hours between coats. If this time is exceeded, sanding of the surface is required to ensure bonding.

IMPORTANT NOTICE- All statements, recommendations and technical information contained in this document are based on tests and information, which PowerBlast Canada believes to be accurate as of this date. The buyer should test this product before use. PowerBlast Canada assumes no obligation or liability for results obtained from the use of this product. The product and information herein are furnished at the buyers request and risk. PowerBlast Canada will not be liable for any direct, indirect, consequential, economic or any other damage whatsoever except to replace the product and or refund the purchase price to the purchaser.

CLEANING

This product is considered to be a low maintenance flooring solution; however, certain textures and service environments do require certain procedures. Please refer to the "Maintenance Recommendation".

STORAGE CONDITIONS

URECO GTC must be stored in a dry cool place between 15°C and 21°C. Do not allow to freeze. The shelf life of this product is 12 months from ship date in the original unopened container. Do not store near open flame.

CHEMICAL RESISTANCE

This product is resistant to many common chemicals. Please call the Technical Department for actual resistance to specific chemical/agents.

MOISTURE CONCERNS

Moisture vapor transmission in the slab should be measured prior to application of polymeric systems to ensure a long lasting, durable installation.

LIMITATIONS

This product is best suited for application in temperatures between 15°C and 25°C. Substrate must be clean, sound and dry. Substrate temperature must be 3°C (5.5F) above measured dew point. Moisture content of the substrate must less than 4% when coating is applied. Do not apply to surfaces where moisture vapor can condense and freeze or to porous surfaces where moisture vapor transmission will occur during the application. Do not apply in areas where the humidity is greater than 85%. Freshly applied material should be protected from dampness, condensation and water for at least 24 hours. Compressive of the concrete should be at least 25 mpa (3625) psi at 28 days. If you have any questions, please contact the PowerBlast Canada Technical Services at 1-866-975-1133

CAUTION

Workers should wear protective clothing consisting of splash-proof goggles, impermeable gloves and, where exposure limits are exceeded, organic vapor respirators. Follow the Safety Data Sheet (SDS) for proper personal protective equipment to use when handling this product. Use only as directed. **KEEP OUT OF REACH OF CHILDREN.**

POWERBLAST CANADA

379 rue de l'Aigle, Saint-Eustache, Quebec, Canada, J7R 0M9

1-866-975-1133

www.powerblastcanada.com



Facebook.com/powerblastcanada



Linkedin/powerblastcanada



Instagram.com/urecoflooring